

# Client Payments: Turn process into profit.

Client Payments in Street.co.uk – Quick Start Guide

STREET

← DASHBOARD

MY SETTINGS

Profile

Dashboard

Email Signature

Correspondence Templates

BRANCH SETTINGS

General Settings

Areas & Patch

Media

Competitors

Appointments

Portal Enquiries

Solicitors

Valuation Report

Property Brochure

COMPANY SETTINGS

General Settings

Branches

Search...

Dashboard > Settings

Settings

Integrations

Add an integration. These are pre-defined apps you can use to power-up your Street account.

stripe

Stripe

Connect

✓ Connected

Visit Stripe

Fees

Stripe Fee	1.9% + 20p
Platform Fee	£1.90

Consumer Services

Something about setting your charges here

You can now charge buyers and sellers for a range of additional services directly through Street.co.uk, from AML checks and virtual tours to professional photography, EPCs, premium portal listings, key replacement, and more. All payments are processed securely online via your client's platform, available on both desktop and the Client App.

With Client Payments, you can now send a secure payment link directly through the Street.co.uk platform or app. Clients receive an email or push notification, navigate straight to Street.co.uk or the Client App and simply click Pay, seamlessly completing their transaction via Stripe.

Clients pay online through their platform, and payments are automatically logged in your CRM, saving your team hours and opening up valuable new revenue streams.

## Why Set Up Client Payments Now?




### **Turn process into effortless profit.**

Whether your fee already includes added services or you charge for them separately, the essential processes involved in selling and buying a property present valuable revenue opportunities.

From photography and video packages to premium portal listings, Client Payments makes it effortless to collect payments for these services, all within one seamless, professional system.

In addition to optional services, certain legal requirements can also provide revenue opportunities. Just like EPCs, Anti-Money Laundering checks are a mandatory part of the property transaction process.

With Client Payments, you can now charge for these essential checks professionally, securely, and without friction, ensuring compliance while adding value to your business.

-  AML checks typically cost agents £7–£10 each.
-  Many agents now charge clients £30–£60 per party.
-  That's a valuable, legitimate revenue stream, ready to be unlocked.



# What is Client Payments?

A built-in payment solution powered by Stripe, Client Payments allows you to charge consumers for services directly through the Street.co.uk platform.

## Key benefits:

- ✓ Simple, secure Stripe integration
- ✓ Fully embedded in Street.co.uk workflows
- ✓ Custom pricing control
- ✓ Smooth, professional consumer experience

The screenshot displays a Stripe payment interface. On the left, a summary box shows a total of £50.00 for 'Professional Photography payment'. The right side contains the 'Payment method' section with fields for card information, cardholder name, and country/region. A 'Pay' button is at the bottom.

£50.00	
Professional Photography payment	£50.00
Subtotal	£50.00
Tax	Enter address to calculate
Total due	£50.00

**Payment method**

Card information

1234 1234 1234 1234

MM / YY

Cardholder name

Full name on card

Country or region

United Kingdom

Postal code

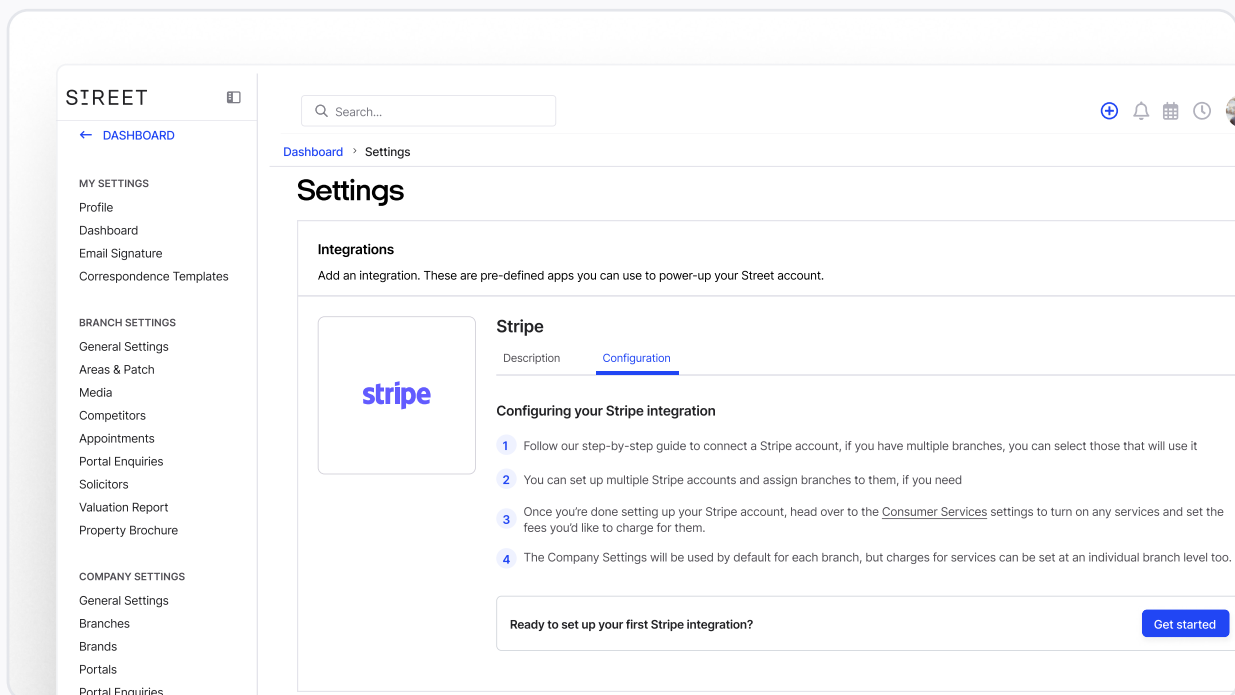
☐ Save my information for faster checkout  
Pay securely at Birchstone Estates and everywhere Link is accepted.

**Pay**

Powered by | [Terms](#) [Privacy](#)

# Getting Started - Quick Start

## 1 Enable the Stripe integration in Street.co.uk



- 1 Go to Settings > Integrations > Stripe
- 2 On the Configuration tab, click Get Started
- 2 If you are a multi-branch agency, select which branches you would like to use for this Stripe Account.
- 2 You will then need to add your tax ID
- 3 You'll be redirected to Stripe's onboarding flow
- 4 Complete the setup in Stripe, once done, your Stripe account will show as Connected in Street.co.uk

## 2 Set up service charges in Street.co.uk

Add a service

×

Service type

EPC

Don't see the service you need? [Request a new service type](#)

Charge

£

per party

Who is this service for?

This will determine where you can request this payment from

☒ Vendors

☐ Sales Applicants

☒ Landlords

Description *(optional)*

Enter a description...

This will be displayed to clients in the Street App & Portal when a payment is requested

Add service

- 1 Go to Branch Settings > Street App & Portal > Client Payments
- 2 Add a Service
- 3 Select Service Type > Charge > Who the service is for? > Description (optional)
- 4 Add Service
- 5 Toggle Service On/Off

### 3 Request payment from a buyer or seller

Request a Payment

Who should receive the notification?

☒ Vendor

☒ Bob Smith

☒ bob.smith@gmail.com

☒ John Smith

☒ john.smith@gmail.com

Which service would you like to charge for?

<input checked="" type="radio"/> Compliance Checks	£20 per person
<input type="radio"/> Professional Photography	£120
<input type="radio"/> Virtual Tour	£200
<input type="radio"/> Energy Performance Certificate	£50.99
<input type="radio"/> Floor Plans	£80
<input type="radio"/> 3D Floor Plans	£120
<input type="radio"/> Premium Listing on Portals	£30.99
<input checked="" type="radio"/> Drone Photography	£250

An email and push notification will be sent to **Bob Smith** and **John Smith**, requesting a payment of **£290 total**

- 1 Open an Applicant, Property or Offers Page
- 2 Client Payments > Click the new Request Payment button
- 3 Select Charge Recipient and what the charge is for
- 4 Preview email > An email is sent to the recipient with a link to pay via the Street.co.uk Client Platform

## 4

## Monitor payment status

> Outstanding Tasks

> Property Onboarding

^ Client Payments ⓘ

**Paid** £270

Compliance Checks	£20pp
Drone Photography	£250

Paid by Bob Smith  
4min ago [View receipt](#)

Request a Payment

> Checklists

> Follow Up **Overdue**

Once payment is made:

- You'll receive a notification
- The Client Payment card updates with a Paid Status
- A payment receipt dropdown link will also appear on the card

## 5 Track payments in reports

**STREET** Search...

[Dashboard](#) > [Reporting](#) > [Payments](#)

### Payments

**TOTAL PAYMENTS REQUESTED**  
**£378.00**  
↑ 12%

**TOTAL PAYMENTS OUTSTANDING**  
**£126.00**  
↓ 12%

**TOTAL PAYMENTS RECEIVED**  
**£252.00**  
↑ 12%

**Filters**

Status Service Type Requested By Date From

Payee	Status	Amount Requested	Total Fees	Service
Alexandra Thompson & John Smith	REQUESTED	£42	£2.73	AML - S
Sophia Johnson	PAID	£42	£2.73	AML - S
Liam Smith	PAID	£42	£2.73	AML - S
Mason Williams & Sarah Smith	REQUESTED	£42	£2.73	AML - S
Isabella Brown	PAID	£42	£2.73	AML - S
Ethan Jones	REQUESTED	£42	£2.73	AML - S
Olivia Garcia	PAID	£42	£2.73	AML - S
Ava Martinez	PAID	£42	£2.73	AML - S
Noah Rodriguez	PAID	£42	£2.73	AML - S

[Settings](#) [Help](#)

1 Navigate to Reports > Payments Overview to view:

- Payments requested
- Payments received

***You can also access detailed reporting directly from your Stripe dashboard***

# FAQs

## What services can I charge clients for?

There are a range of services available to set up and apply your own charges too including Compliance Checks, Premium Portal Listings, Photography, Video, EPCs, Key Replacement and Landlord Services.

## Will payments be automatically requested?

No, you must manually click the Request Payment button on the Client Payment card in the applicant or property page. Automation may be added later.

## When does my agency receive the money?

At the end of each month, Stripe will send you a payout.

## Are there any fees?

### Street.co.uk fee:

£1.90 per transaction

### Stripe fee:

UK cards: 1.9% + 20p  
EU cards: 2.9% + 20p

## Why it pays to get started now...

Even just charging for AML can significantly benefit your bottom line. The process is smooth, the consumer experience is modern, and your team saves hours on manual admin and payment chasing.

# What's Next?

## The Impact is Clear – And Profitable

### For Agency Owners

- Turn essential services into revenue streams.
- Offset operational costs.
- Present a modern, professional image to clients.

### For Agents and Admin Teams

- Eliminate time-consuming payment chasing and reconciliation.
- Reduce manual invoicing and data entry.
- Focus on what really matters, clients and deals.

### For Consumers

- Fast, convenient, secure online payments.
- A familiar checkout process using Stripe.
- A more professional and seamless service experience.

Client Payments in Street.co.uk turns admin into income. **It's time to get started.**